


THE CHESAPEAKE CHEMIST

MARYLAND SECTION
AMERICAN CHEMICAL SOCIETY



October, 1957



New Catalog offers money-saving "one order" service!

Kimble—now your most complete source of laboratory glassware . . . provides KIMAX "hard glass" for its exceptional durability!

KIMAX . . . Kimble's new laboratory glassware made of tough, hard KG-33 borosilicate glass . . . assures maximum durability, dependability, extra long life.

KIMAX . . . for highest standards of thermal and mechanical shock resistance.

KIMAX . . . for outstanding resistance to chemical attack. This means long life with sparkling clarity.

KIMAX . . . completely interworkable with your existing "hard glass" ware . . . same co-efficient of expansion . . . easy to repair and

modify by using simple glass blowing techniques. KG-33 tubing is readily available for your special glass blowing requirements. Now—earn maximum discounts offered by most laboratory dealers, by ordering *all* your laboratory glassware from *one* catalog!

Kimble Glass Company
Subsidiary of Owens-Illinois,
Dept. B, Toledo 1, Ohio
Please send new Kimble Catalog, which includes new KIMAX "hard glass" ware.

Name _____
Firm _____
Address _____
Position _____

KIMAX is a registered trade-mark of Kimble Glass Company

KIMBLE LABORATORY GLASSWARE
AN  PRODUCT

OWENS-ILLINOIS
GENERAL OFFICES - TOLEDO 1, OHIO

The Chesapeake Chemist is published each month from September through May by the Maryland Section of the American Chemical Society.

EDITORIAL STAFF

EDITOR

Giles B. Cooke
Crown Cork & Seal Company

ASSISTANT EDITORS

Raymond C. Crippen
Crippen & Erlich Labs.

John W. Gryder
Johns Hopkins Univ.

Mrs. Joyce J. Kaufman
Johns Hopkins Univ.

Richard J. Kokes
Loyola College

F. Timothy Parr
Westinghouse Elec. Corp.

M. Norman Timbs
Army Chemical Center

BUSINESS STAFF

BUSINESS MANAGER

Richard L. Hall
McCormick & Company

ASSISTANT BUSINESS MANAGERS

John A. Kerchner
E. I. du Pont, Inc. of Md.
Charles A. Baker
Penniman and Browne

CONTRIBUTORS

Robert S. Alexander
E. I. du Pont de Nemours & Co.
R. J. Allgeier
Fort Detrick
Louis W. Clark
Saint Joseph College
Basil W. Clarke
Crosse & Blackwell
Irving I. Cohen
Strasburger & Siegel
James W. Cole
Baltimore and Ohio RR
Walter H. DeCrette
Calvert Distilling Company
E. M. Glocker
Davison Chemical Company
H. Clifford Grant
The Martin Company
Wilton C. Harden
Hynson, Westcott & Dunning
Keith H. Jacobson
Army Chemical Center
Louise Kelley
Goucher College
Walter H. Kuhl
McCormick and Company

Karl L. Lockwood
Western Maryland College
Sister Mary Louis
College of Notre Dame of Maryland
James M. Naughton
Olin Mathieson Chemical Corp.
Edward J. Niehaus
Esso Standard Oil Company
William J. Schmitt
Woodstock College
Leroy H. Shuger
Baltimore Paint and Color Works
L. M. Soffer
Aberdeen Proving Ground
George H. Spaulding
Morgan State College
Herbert P. Strack
Lever Brothers Company
Theodore F. Strow
Armco Steel Company
Walter B. Tuemmler
Food Machinery and Chemical Company
Elinor Ware
Hood College
Mrs. Cornelia Williamson
Mutual Chemical Div., A.C.D.C.
Channing W. Wilson
Baltimore Gas and Electric Company
E. G. Vanden Bosche
University of Maryland

TABLE OF CONTENTS

	Page
The October Meeting	5
Hodson Science Hall	6
New Section Members	10
Food Machinery and Chemical Corp.	12
Section News	13

COVER


Our cover shows the new Lillian Brown Hodson science building at Hood College where our October meeting will be held. Dedicated this month, it houses laboratories, faculty offices, and lecture and seminar rooms for Chemistry, Physics and Biology.

**A new, corrosion-resistant
all-purpose cabinet . . .**

Of white Formica both inside
and outside—corrosion-resistant
throughout

With built-in levelling devices

Swivel casters and handles to
facilitate rolling under a bench,
etc.



3673.

Thomas CHROMATOGRAPHY CABINET

With vapor-tight, hinged cover, for preparing two-dimensional paper chromatograms by descending or ascending techniques. The cabinet frame and cover are 1-inch plywood bonded to white Formica inside and outside to provide adequate insulation under normal conditions. Formica is practically unaffected by solvents generally used, and its resistance to corrosive properties of mineral acids and their salts is superior to Stainless steel at room temperatures.

Inside dimensions are 25 $\frac{3}{4}$ inches long x 19 $\frac{1}{2}$ inches wide x 27 $\frac{1}{2}$ inches deep, with double-paned glass window in one end, 17 $\frac{1}{4}$ inches high x 11 $\frac{1}{2}$ inches wide. Black phenolic plastic fittings are built in for 4 solvent assemblies which take 8 sheets of suitable paper up to 18 $\frac{1}{4}$ x 22 $\frac{1}{2}$ inches. Swivel casters and two handles permit ready positioning, but in use four adjustable leveling feet carry the weight and fix

location. Satisfactory working position, with level solvent troughs, is attained by adjusting feet in conjunction with two liquid levels mounted on cabinet.

The cover, sealed by means of a Neoprene gasket, is attached by means of a nickel-plated brass piano hinge with limit chains at both ends to facilitate handling, and has two trunk latches which insure tight closure. Four openings, $\frac{1}{2}$ -inch diameter, in the cover, fitted with Neoprene stoppers, size No. 00, facilitate replenishment of solvent during a run; a drain pipe in bottom permits flushing as required.

3673. Chromatography Cabinet, Formica, Thomas, as above described, complete with assortment of accessories, but without paper or siphon for drainage.300.00

3673-B. Ditto, but without accessories other than a plastic rod to prevent tipping of troughs.238.75

Detailed descriptive bulletin sent upon request.

ARTHUR H. THOMAS COMPANY

More and more laboratories rely on Thomas / Laboratory Apparatus and Reagents
VINE ST. AT 3RD • PHILADELPHIA, PA.



THE OCTOBER MEETING

Date:

Friday, October 25, 8:00 P.M.

Place:

Lillian Brown Hodson Science Building
Hood College, Frederick, Md.

Speaker:

Dr. Randolph T. Major, Professor of
Chemistry, University of Virginia and
Scientific Advisor to Merck and Com-
pany

Subject:

Organic Derivatives of Hydroxylamine



Dr. Major will discuss the methods of synthesis of these compounds and some of their interesting reactions. Also, he will mention the occurrence of such compounds in nature, including an antibiotic, the structure and synthesis of which will be discussed. The properties of these compounds and their biological and pharmaceutical activities will be reviewed.

Dr. Major is Scientific Adviser to Merck and Co., Inc., manufacturing chemists of Rahway, New Jersey. He is also a Professor of Chemistry at the University of Virginia in Charlottesville, Virginia. He obtained his A.B. and M.S. Degrees at the University of Nebraska and completed his Ph.D. at Princeton University in 1927. An honorary Degree of Doctor of Science was conferred on him by the University of Nebraska in June 1949. He was the recipient of the 1951 Industrial Research Institute Award. This medal is awarded annually to honor "outstanding accomplishment in leadership in or management of industrial research which contributes broadly to the development of industry or the public welfare".

After carrying on research in Paris and Berlin for a year and later serving as instructor and research associate at Princeton, he joined Merck and Co., Inc., in 1930 as Director of Pure Research. In 1936 he was appointed Director of Research and Development; in July 1947, Vice President and Scientific Director; in October 1953, Scientific Vice President; and in March 1956, Scientific Adviser to the Merck Sharp and Dohme Research Laboratories. He and his wife, the former Grace E. Lowe of Swampscott, Massachusetts, have one son and three daughters, two of whom are married.

Dr. Major is former Chairman of the Committee on Chemical Warfare of the Research and Development Board of the U.S. Department of Defense. He is a Director-at-large of the American Chemical Society and a Fellow and former Councillor of the New York Academy of Sciences and a Fellow and former Vice President of the American Association for the Advancement of Science.

Dinner:

Hood College Dining Hall

8:00 P.M.

Hood College is located in Northwest Frederick. From Baltimore via. U.S. 40 turn right at College Avenue. From Washington via U.S. 240 drive through town and turn left at Fourth Street. Frederick will have daylight time during October.

HODSON SCIENCE HALL

— A Greater Opportunity for Hood

by

Professor Jane McCarrell
HEAD OF THE DEPARTMENT OF BIOLOGY

The Building

The new science facilities provided by the Lillian Brown Hodson Science Hall include, in addition to adequate laboratory and lecture rooms, many features completely lacking in the old science quarters. Among such features are a chemical balance room, adequate storage and preparation rooms, seminar and research rooms, a dark room, a greenhouse, and animal rooms.

The first floor houses the Biology Department and includes:

A tiered lecture room seating 187 and equipped with screen and outlets for visual aids; three large laboratories each with desk space for 24 students; two laboratories for general biology and one for advanced biology; a small greenhouse with automatic heat, ventilation, and humidity controls; a research room for honors and other research projects; a seminar room with a large table and chairs, and two walls lined with book shelves and cabinets; offices with individually chosen color schemes.

The entrance hall has a built-in display case with glass doors and shelves and fluorescent lighting.

On the second floor, the facilities for chemistry and physics include:

A class room to seat 60 students; three large chemistry laboratories, one for general chemistry, one for analytical and physical chemistry, and one for organic and biochemistry; one physics laboratory which is used also for research projects; two preparation rooms and a balance room; seminar room and offices as on the floor below. The laboratories throughout the building are equipped with Kewaunee furniture.

The basement contains:

A machinery room; two large storage rooms, part of which can be converted to a class room if needed in the future; two animal rooms, one for warm-blooded animals such as mice and guinea pigs, and one for cold-blooded animals such as frogs and turtles.

Hood College has a science building of which it can be proud. Friends of the College are especially pleased that there are generous spirits such as Mrs. Hodson who are interested in the future of this institution.

The Science Graduates

Hood has a tradition of excellent preparation for students in the sciences. Living testimony of this is given by our alumnae who have gone into fields where a strong science background is required. These women are holding responsible positions in medical schools, hospitals, and research laboratories in various parts of the country. Included in the group of graduate Doctors of Medicine, in addition to those who are in general practice, are: the head psychiatrist and director of the Child Guidance Clinic in Los Angeles, the head anaesthetist at a Baltimore hospital, a psychiatrist at a hospital in Washington, D. C., and two who are conducting research and teaching at the University of Michigan and Cornell Medical Schools, respectively. One graduate of whom we are particularly proud is a research fellow and biologist at the Cancer Institute of the National Institutes of Health in Bethesda, Maryland.


Other Hood science graduates are holding responsible positions in the Bureau of Standards, the Atomic Warfare Laboratory, the Biological Warfare Laboratory at Fort Detrick, the National Institutes of Health, the Johns Hopkins Hospital School of Nursing, the Newton D. Baker Veterans' Hospital, and the Frederick Memorial Hospital.

The teaching profession is represented by Hood graduates from the secondary school level to the graduate and professional school level. Many other science graduates are doing, or have done, laboratory technical work in a variety of hospital, public health, or industrial laboratories. The fields of physical and occupational therapy are also represented in the list of vocations chosen by Hood science graduates.

A recent study concerning the post-graduate activities of Hood science majors in the last ten graduating classes, those from 1947 through 1956, brought forth many interesting facts. During this period 98 graduates, slightly over 10% of the total number graduated from Hood, majored in chemistry or biology. Even though a large majority of our graduates eventually marry, 74% of those who were science majors in college

(Continued on page 8)

You need EDTA in your lab for



The word "chelate" is derived from the Greek "chele", designating a claw such as that of the crab.

**FASTER ANALYTICAL RESULTS,
IMPROVED SYNTHESSES
and SEPARATIONS**

APPLICATIONS

You can benefit in many ways when you use Ethylenediamine Tetraacetic Acid, "Baker Analyzed" Reagent, and its disodium salt (dihydrate.) EDTA forms stable and soluble chelates with most di- and trivalent metallic ions.

This property permits the selective precipitation and separation of many cations. EDTA has been employed for its "masking action" on trace metals often present as contaminants. EDTA can be used for the determination of many metallic ions employing various analytical techniques including spectrophotometry and titrimetry. For many applications the disodium salt (dihydrate) of EDTA is preferred because of its solubility and favorable pH.

DESCRIPTION

Ethylenediamine Tetraacetic Acid (EDTA) and Disodium Ethylenediamine Tetraacetate, Dihydrate, are offered in the reagent grade as a crystalline powder of minimum 99 per cent assay. Critical impurities—heavy metals and iron—are held to low levels. Both reagents are stable and may be used directly for the convenient preparation of solutions.

- In Colorimetry—EDTA serves as a masking agent and as a component of color systems.
- In Selective Separations—EDTA functions as a complexing or masking agent to reduce interferences thus permitting more selective reactions and separations.
- In Polarography—EDTA serves as a masking agent and complexing agent.
- In Titrimetry—EDTA as its disodium salt serves as titrant in the EDTA titration by which over 40 elements may be determined. This titration usually employs metal indicators, some of which have been introduced or offered by J. T. Baker in the reagent grade with controlled sensitivity. These include Eriochrome Black T, murexide, PAN, Pyrocatechol Violet, Zincon and calcon.

Other information on EDTA and associated reagents and indicators, as well as product data sheets, are available by writing to Department ED, J. T. Baker Chemical Co., Phillipsburg, N. J.

J. T. Baker Chemical Co.
REAGENT • CHEMICAL • FINE • INDUSTRIAL
Phillipsburg, New Jersey

'BAKER ANALYZED' REAGENTS ARE SOLD IN YOUR AREA BY:

HENRY B. GILPIN CO., BALTIMORE, MARYLAND
HENRY B. GILPIN CO., WASHINGTON, D. C.
WILL CORPORATION, BALTIMORE, MARYLAND

(Continued from page 6)

worked or did post-graduate study in fields directly associated with their college science training.

SURVEY OF HOOD SCIENCE GRADUATES, 1947-1956

Post-graduate activities:		
Laboratory technical work (hospital, industry, government, etc.)	42%	
Graduate or professional school study	23%	
Teaching	9%	74%
Miscellaneous work experience		
.....	14%	
No work or graduate Study		
.....	12%	26%
		100%

Science of Hood

The science departments offer introductory courses, one of which each student is required to take in the basic education program, as well as advanced courses in chemistry and biology for those students who elect these sciences in their Fields of Special Interest. The science courses, both introductory and advanced, also serve many students who major in other departments, especially home economics, sociology, and psychology. In addition, the honors study program offers qualified seniors the opportunity to do independent research problems in their major Fields of Interest. This frequently stimulates an interest in post-graduate study. At the present time, six recent graduates are studying for the M.S. or the Ph.D. de-

gree, and two are in medical school. Several of these students did honors work as undergraduates.

Each year the Department of Biology offers a scholarship to a junior majoring in that subject for summer study at a recognized biological laboratory. On this scholarship, students have taken courses at the Woods Hole, Mass., Marine Biological Station, the Roscoe B. Jackson Memorial Laboratory, at Bar Harbor, Me., Duke University Marine Laboratory at Beaufort, N. C., Biological Station of the University of Virginia, Mountain Lake, and the University of Michigan Biological Station.

During the past year, one biology major has been pursuing an independent study problem financed by the Maryland Inland Fish and Game Commission. A grant for the academic year 1955-56 from the Chesapeake Biological Laboratory permitted a member of the Hood College Department of Biology to hire a student assistant for a research problem.

Although Hood is a small woman's college, it is justly proud of the accomplishments of its science graduates. It is evident that in spite of lack of space and adequate facilities, a large majority of our science majors in the past have utilized their undergraduate training to advantage, not only to themselves but for the advancement of science and the welfare of man. With expanded and modernized facilities, it is exciting to anticipate and to visualize the increased research and educational training that can be offered to Hood science students—and thus to a group of future women scientists in this country.

Penniman & Browne, Inc.
Chemists-Engineers-Inspectors

341 St. Paul Pl., Baltimore 2, Md. • MUlberry 5-5811
Member. American Council of Independent Laboratories

Consulting Chemists Research Chemists

FOSTER D. SNELL, INC.

Baltimore Laboratories

Crippen & Erlich Laboratories, Inc.

1138 E. North Avenue

Baltimore 2, Md. Phone BElmont 5-6350

American BioChemical Laboratory, Inc.

Dr. S. L. Goldheim, Director

Research - Development - Analysis
Plant Surveys - Tests - Quality Control

1113 North Rolling Road
Baltimore 28, Md.
Rldgeway 7-4928


LAB. NOTEBOOKS

For Patent Protection
and Regular Lab. Work

STOCK BOOK—
50 PAGES IN DUPLICATE

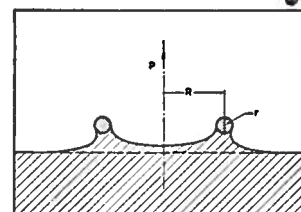
Scientific Bindery Productions

608 So. Dearborn St. Chicago 5, Ill.

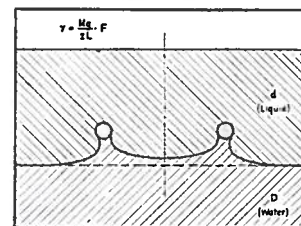


For utmost
accuracy
in the
measurement
of
SURFACE
PHENOMENA

**Cenco-du Nouy®
TENSIO METER**



Distortion of surface film during surface tension measurement.



Distortion of interfacial film during interfacial tension measurement.

This precision apparatus provides for the determination of both surface and interfacial tensions by the ring method. Complete determinations can be made in a matter of minutes. Readings are direct from the scale, reproducible to within ± 0.05 dyne. (See ASTM D971-50).

No. 70545 (illustrated) for measurement of forces required to break interfacial and surface tensions by both upward and downward movement of ring, complete with platinum ring and metal carrying case... each **\$375.00**

No. 70535, for measurement of upward interfacial and surface tensions, complete with platinum ring and metal carrying case... each **\$275.00**

Ask for your copy of *Bulletin 102*.

It contains full details about these and other Cenco instruments for measuring surface phenomena.



CENTRAL SCIENTIFIC COMPANY

237 Sheffield Street • Mountainside, New Jersey
CHICAGO, MOUNTAIN SIDE, N. J., BOSTON, BIRMINGHAM, DETROIT
SANTA CLARA, LOS ANGELES, TORONTO, MONTREAL, VANCOUVER, OTTAWA

Refinery Supply Company Tutco • Houston

NEW SECTION MEMBERS

New Members

Hampden O. Banks, Jr.

Alvin Bober

Nesbitt D. Brown

Arturo L. Cardenas

Anne C. Delea

Albert Deiner

Charles N. Gosnell

Wilford J. Hoff, Jr.

Arthur M. King

Loretta I. Kurek

Robert W. Pierce

Sydney W. Porter, Jr.

Arthur Y. Sprague

Daniel Stern

Brother Vernon, C.F.X.

Harold R. White

B. P. Doctor

Richard Egan

Luther M. Hardin

David I. Johnston

Brother Julius Mahoney,
C.F.X.

Calvin Menzie

Keith A. Lane

Raymond F. Resta

John H. Rollins

Robert S. Schefee

Joseph J. Szymanski

Lt. Col. LaMonte A. Tucker

2nd Lt. Ronald G. Wiegand

Franklin R. Winter

Patricia S. Winter

Marvin J. Yiengst

Professional Affiliation

Research and Development Division
Glenn L. Martin Company

U. S. Customs Laboratory

Morgan State College

CML Research Division CWL
Army Chemical Center, Maryland

Baltimore City Hospitals

Army Chemical Center, Maryland

Electronics Division
Westinghouse Electric CorporationChemical Corps Board
Army Chemical Center, Maryland

The Martin Company

McCollum-Pratt Institute

Johns Hopkins University

Maryland Water Pollution Control
Commission

Nuclear Division

Glenn L. Martin Company

Johns Hopkins School of Medicine
Baltimore, Maryland

Mt. St. Joseph College

University of Maryland Medical School
Baltimore, Maryland

Army Chemical Center, Maryland

Baltimore, Maryland

Army Chemical Center, Maryland

Baltimore, Maryland

Patuxent Research Refuge

Glen Burnie, Maryland

Baltimore, Maryland

Bel Air, Maryland

Baltimore, Maryland

Martin Co.

Fort Detrick, Maryland


Walter Reed Army Medical Center

Baltimore, Maryland

Baltimore, Maryland

U. S. Public Health Service

Baltimore City Hospitals

*(Continued on page 14)*when life hangs by a thread . . . of *Plastic*

IT HAD never been done before. The heart lay still, and would for twenty minutes more, while the deft hand of the surgeon repaired the damaged valve.

A few feet away, the man made stand-in for the human heart beat steadily, drawing carbon dioxide laden blood from the patient, revitalizing it with life-giving oxygen, feeding it back in perfect rhythm to waiting arteries.

Life, indeed, hung by a thread of . . . plastic. For this marvel of surgery, the heart-lung by-pass machine, was built around clear, flexible Tygon Plastic Tubing.

Here again, as in so many applications where the need is critical, Tygon Tubing alone offered the combination of flexibility, clearness, toughness, sterility and freedom from toxicity so essential to this life-saving machine.

How can this unique plastic tubing serve you?

We would like to send you a copy of Bulletin T-97 which describes in detail the various formulations of Tygon Tubing and the part each plays in gas or fluid transmission.

Address: Plastics & Synthetics Div.

Wherever a critical problem exists involving the transmission of fluids, gases or powders one of the many standard or special formulations of Tygon Plastic Tubing may fit your needs exactly.

PLASTICS & SYNTHETICS DIVISION



U. S. STONEWARE

AKRON 9, OHIO

6F-1

CHEMISTRY AND CHEMICAL ENGINEERING IN CHESAPEAKE AREA INDUSTRIES

Edited by F. Timothy Parr



Fairfield Plant of the Food Machinery and Chemical Corporation taken from pilot plant building located adjacent to Research and Development laboratories. Manufacturing facilities are pictured, with building in right foreground being occupied by plant and sales office.

The following is the second in a series of articles which will be published from time to time describing the various chemical industries in the Chesapeake Area.

FOOD MACHINERY AND CHEMICAL CORPORATION

Located in the 1700 block of Patapsco Avenue in the Fairfield section of southwest Baltimore, the Fine Chemicals Department and the Fairfield Branch of Central Chemical Research of Food Machinery and Chemical Corporation are among the largest chemical plants and chemical research organizations in the Baltimore area. They comprise over 70 buildings consisting of production and storage facilities, research laboratories and pilot plant buildings occupying an area of about 100 acres.

First Production in 1915

Chemical production was first undertaken at the Fairfield site in 1915 by the Curtis Bay Chemical Company which later became U.S. Industrial Chemicals Company, Inc. In 1951, U.S.I. became part of National Distillers Products Corporation which, in 1954, sold the Baltimore plant to Food Machinery and Chemical Corporation.

465 Employed

Approximately 465 people are employed by Food Machinery in Baltimore; of these, more than 100 are engaged in research, production control, pilot plant and engineering activities. Research effort is divided principally between the areas of organic chemistry and entomology. Organic chemical research is conducted on a wide variety of projects ranging from exploratory investigations to process development and improvement. Analytical laboratories are maintained in support of the pilot plant and production operations as well as research. Extensive facilities are available in the entomological laboratories for the evaluation of insecticides, synergists and insect repellents. These facilities help Food Machinery (Fairfield) maintain its leading position in the production of pyrethrins and piperonyl butoxide—the combination of which is marketed as Pyrenone.

During its history, the Baltimore plant has produced a wide variety of organic chemicals including acetic acid, acetone, acetate solvents, ethyl ether, ethylene, phthalates and methionine.

(Continued on page 13)

(Continued from page 12)

New Products Added

In the short time that Food Machinery and Chemical has owned the plant a variety of new products has been added to those remaining from the U.S.I. era. A partial list of current products includes pyrethrins, piperonyl butoxide, ethyl acetoacetate, phosgene, chloroformates, carbamates, dichlorocyanuric acid, methallyl chloride and others ranging from rocket propellents and gasoline additives to tranquilizing drugs and dye intermediates. Of particular interest is the manufacture of the important insecticide, Pyrenone. Dried pyrethrum flowers imported from Kenya and the Belgian Congo, are extracted to isolate pyrethrins, the active ingredient. Pyrenone is a mixture of pyrethrins and piperonyl butoxide. The latter is a synergist for pyrethrins which increases the potency of the insecticide as much as 16

times and also improves its stability. Pyrenone has the unique property among insecticides of possessing very low mammalian toxicity so that it can safely be used where most other insecticides are too dangerous.

Present plans are for continued development of the production facilities as well as further expansion of the pilot plant which is to be used by the entire Corporation in semi-commercial evaluation of new processes. Close co-operation with the new Central Research Laboratory in Princeton, New Jersey will permit rapid development of new products from the laboratory through the pre-pilot and pilot-plant stages to commercial production.

William B. Trummer

MARYLAND SECTION NEWS



INDUSTRIAL

CRIPPEN & ERLICH

Crippen & Erlich Labs., Inc., subsidiary of Foster D. Snell, Inc. announce the organization of a mouse colony in air conditioned rooms in its Baltimore laboratories. Colonies of two separate strains are being bred for use in various research laboratories in this area.



ACADEMIC

JOHN HOPKINS UNIVERSITY

Walter S. Koski, Professor of Chemistry at Johns Hopkins University attended the XVI International Congress on Pure and Applied Chemistry in Paris July 18-24. He presented a paper entitled "The Kinetics of Two Isotopic Exchange Reactions between Diborane and Dihydropentaborane" by W. S. Koski and T. E. Larson. Professor Koski has published a number of papers on boronhydrides. The most recent of these are:

"Applications of Gas Phase Chromatography to the Boron Hydrides", Joyce J. Kaufman, Joseph E. Todd and Walter S. Koski, *Anal. Chem.* 29, 1032 (1957).

"Nuclear Magnetic Resonance Study of the B.D.-B.H. Exchange Reaction", Walter S. Koski, Joyce J. Kaufman and Paul C. Lauterbur, *J. Am. Chem. Soc.* 79, 2832 (1957).

John W. Gryder has been promoted to the rank of Associate Professor of Chemistry.

Professor Alsoph H. Corwin spoke before the Summer Institute for High School Teachers of Chemistry at Clarkson College of Technology in Potsdam, New York on August 13. The title of the talk was "The Colors of Life". Professor Corwin gave the same lecture at Colby College, Maine on August 20 for the 19th Summer Conference of the New England Association of Chemistry Teachers.

G. Wilse Robinson, Assistant Professor of Chemistry, presented a paper at a Symposium on the Structures and Reactivities of Excited States of Molecules at the University of Ottawa in September. The title of the paper was, "The Nature of Formaldehyde in its Low Electronic States".

The other papers published by the department are:

"An Efficient Chemiluminescent System and Chemiluminescent Clock Reaction", Emil H. White, *J. Chem. Educ.* 34, 275 (1957).

"Transition from Quantum to 'Classical' Partition Functions", Robert Zwanzig, *Phy. Rev.* 106, 13 (1957).

(Continued from page 10)

NEW SECTION MEMBERS

Transfers	Professional Affiliation	From
Vyto-Albin Adomaitis	Baltimore, Maryland	Boonton, N. J.
Richard A. Biddle	Thiokol Chemical Corp. Elkton, Md.	Anniston, Ala.
George L. Cunningham	Baltimore, Maryland	Greer, S. C.
Steve Dabic	Baltimore, Maryland	Oak Ridge, Tenn.
Pvt. Harold F. Frack	Army Chemical Center, Md.	Nazareth, Pa.
R. J. Grantham	Baltimore, Maryland	Kingsport, Tenn.
Donald S. Henderson	Baltimore, Maryland	Woodbury, N. J.
Pvt. Roger Horowitz	Army Chemical Center, Md.	Flushing, N. Y.
Hanns G. Maister	Fort Detrick, Maryland	Peoria, Ill.
Daniel R. McGillvary	Army Chemical Center, Md.	Toledo, Ohio
Carl H. Nuermberger	Army Chemical Center, Md.	Buffalo, N. Y.
James P. Phelps	Baltimore, Maryland	Upton, N. Y.
James N. Pryor	Baltimore, Maryland	Lakeland, Fla.
Lillie F. Quan	Baltimore, Maryland	Marianna, Ark.
Anthony E. Roberston	Elkton, Maryland	Silver Spring, Md.
2nd Lt. Charles F. Sanders, Jr.	Army Chemical Center, Md.	Roselle, N. J.
Henry Schmied	Department of Chemistry Johns Hopkins University	Fayetteville, Ark.
Pvt. Wade Sheldon	Fort Detrick, Maryland	Waterville, Minn.
Howard L. Stethers	Baltimore, Maryland	South Bend, Ind.
Pfc. Lewis G. Taft	Army Chemical Center, Md.	St. Joseph Valley, Ind.
Major Edward J. Ainsley	Hq. Air Research and Development Command	Chicago
Private Connie M. Butler	Army Chemical Center, Maryland	Northern Ohio
Thomas S. Carswell	Industrial Chemical Consultant Chestertown, Maryland	New York
Edward L. Cochran, Jr.	Applied Physics Laboratory Johns Hopkins University	Connecticut Valley
Robert W. Dessent	Pemco Corporation	West Virginia
James L. Hyde	The Martin Company	South Carolina
Daniel J. Kelley	Union Carbide Chemicals Company	Los Angeles
Norwood K. Schaffer	Army Chemical Center, Maryland	Seattle
1/Lt. W. Raymond Siegart	Operations Research Gr. Army Chemical Center, Maryland	Lehigh Valley
Albert N. Tomaso	U. S. Army Chemical Corps.	Washington



FINGERPRINT ORGANICS AT THE BENCH
with the Beckman IR-5 Double-Beam
Infrared Spectrophotometer

Backed by thousands of IR reference spectra, Beckman's low-cost IR-5 Double-Beam Spectrophotometer brings the benefits of infrared analysis right to the bench of *every chemical laboratory*.

And with these benefits, the IR-5 brings features previously found only in more expensive infrared spectrophotometers: a flat-bed recorder that produces a 2-16 micron spectrum on a full-size chart; a hermetically-sealed monochromator for protection against dust, moisture, and corrosive fumes; and capabilities as either a double-beam or single-beam instrument.

With simple, push-button operation; wide range of sampling accessories; and high resolution and reproducibility; the Beckman double-beam IR-5 and single-beam IR-6 are making qualitative and quantitative IR analysis a practical tool for the chemist, and a simple solution for the spectroscopist's routine work. *Contact your nearest Beckman regional office for a demonstration, or write for Data File L-33A-106.*

Your nearest
Beckman office:
7924 A
Wisconsin Ave.,
Bethesda 14,
Maryland
OLiver 6-1644

Beckman


Scientific Instruments Division
2500 Fullerton Road, Fullerton, California
a division of Beckman Instruments, Inc.

The Chesapeake Chemist
6 West Fayette Street
Baltimore 1, Maryland

Bulk Rate
Paid
U.S. Postage
Baltimore, Md.
Permit No. 2917

Will presents THE *Mettler* SERIES "H"

PRECISE to a fraction of a milligram
FAST 20 second weighing
DIRECT READING from 1 gram optical scale



The Multipurpose "H" Balance fills the gap between the popular single pan analytical balances and the fast direct reading "K" Series. *If the K-7 is not accurate enough, or the B-5 too sensitive . . . or too costly for your particular work, then . . . the "H" series is for you. Design is similar to the B-5 . . . but weighings can be made even faster. The optical scale covers a full 1,200 milligrams . . . there are only 8 built-in weights to manipulate.*

Will No.	Model	Sensitivity	Capacity	Readability	Precision	Accuracy within optical range	Each
3310N	H-3	10 mg.	160 gm.	1 mg.	±0.5 mg.	± 1 mg.	\$550.00
3312N	H-4	1 mg.	160 gm.	0.5 mg.	±0.3 mg.	±0.5 mg.	585.00
3314N	H-5	½ mg.	160 gm.	0.1 mg.	±0.1 mg.	±0.1 mg.	650.00

Will CORPORATION of MD.

Specialists in  Scientific Supply

5-31 N. HAVEN ST., BALTIMORE 24, MD.

Telephone Dickens 2-4850

American Chemical Society
MARYLAND SECTION
MEETING AT HOOD COLLEGE, FREDERICK, MD.

Friday, October 25, 1957

DINNER 6:00 P. M. ADDRESS 8:00 P. M.

Dr. Edward A. Metcalf, 906 Wellington Road, Baltimore 12, Maryland.

I enclose check for \$.....for.....reservations for dinner.

The price is for \$1.50, payable in advance, and includes gratuities.

Meat Indicate
Fish Choice
Reservations must be received on
or before Friday, October 18, 1957.

Make check payable to E. A. Metcalf.

My Name

AddressPhone.....