

THE CHESAPEAKE CHEMIST

May, 1957



Presented to

Melvin Calvin

on the occasion of his

Remsen Memorial Lecture

sponsored by

*The Maryland Section of the American
Chemical Society*

in memory of

Ira Remsen

Teacher, Investigator, Author, Administrator

June 3, 1957

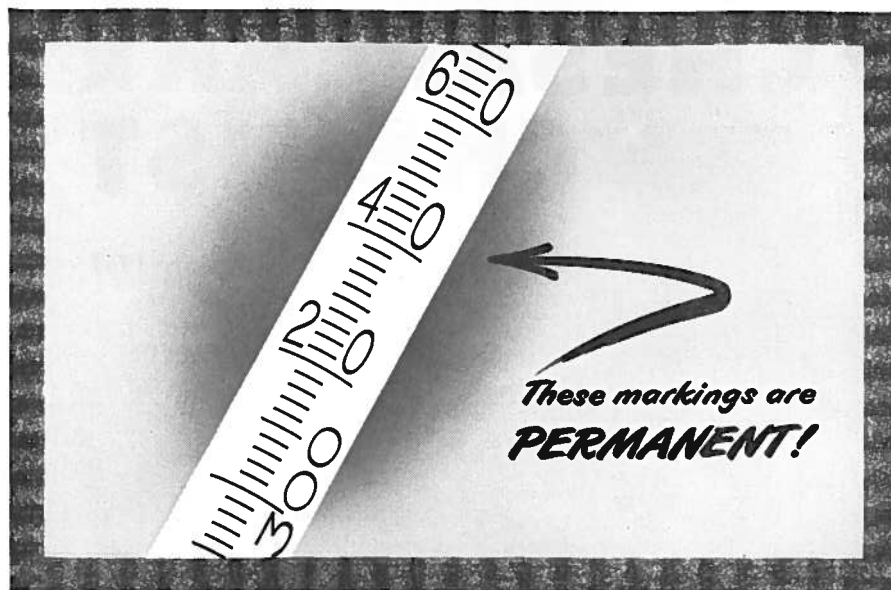
THE CHESAPEAKE CHEMIST

VOL. 13

MAY, 1957

NUMBER 5

The Chesapeake Chemist is published each month from September through May by the Maryland Section of the American Chemical Society.



The color used to give lifetime legibility to the lines and numbers of Kimble thermometers is permanent

Here are thermometers designed to stay legible for their lifetime. The colored substance used to fill the lines and numbers of the graduated scale is unaffected by organic materials and acids (except Hydrofluoric). Resistance to alkalis equals that of the glass itself . . . proved under accelerated laboratory test conditions.

INCREASE YOUR DISCOUNTS

Save more money on your laboratory glassware. Include Exax thermometers and hydrometers with your other glass apparatus and earn bigger discounts on your entire order.

INDIVIDUALLY RETESTED

Every Kimble thermometer and hydrometer is *Individually Retested* to insure accuracy. N.B.S. specifications are minimum standards for Kimble thermometers. There is also a line of Kimble instruments made to A.S.T.M., A.P.I. and M.C.A. specifications.

There is no substitute for Kimble quality — so don't accept substitutes. If your dealer cannot supply the Kimble thermometers and hydrometers—write Kimble Glass Company, subsidiary of Owens-Illinois, Toledo 1, Ohio.

GREATER VALUE	Description and Catalog Number		Range	Qty. in case	Each	1 case	5 cases	10 cases	25 cases
	Kimble thermometers and hydrometers bring you unequal accuracy and durability at a price that makes them today's greatest value.								
	Thermometer #42266-Y	Aniline Point	-38 to 42°C						
	Thermometer #43504	Laboratory Grade	-20 to 110°C	SAVE MORE by ordering these items with your other Kimble glassware requirements. Most laboratory dealers offer greater discounts on case quantity purchases.					
	Hydrometer #31202	Specific Gravity	1.043 to 1.103 Sp. Gr.						
	Hydrometer #31654	API	19 to 31 API*						

KIMBLE LABORATORY GLASSWARE
AN  PRODUCT

OWENS-ILLINOIS
GENERAL OFFICES • TOLEDO 1, OHIO

EDITORIAL STAFF

EDITOR

Giles B. Cooke
Crown Cork & Seal Company

ASSISTANT EDITORS

Raymond C. Crippen
Crippen & Erlich Labs.

John W. Gryder
Johns Hopkins Univ.

Mrs. Joyce J. Kaufman
Johns Hopkins Univ.

Richard J. Kokes
Loyola College

F. Timothy Parr
Westinghouse Elec. Corp.

M. Norman Timbs
Crown Cork & Seal Company

BUSINESS STAFF

BUSINESS MANAGER

Richard L. Hall
McCormick & Company

ASSISTANT BUSINESS MANAGERS

Raymond L. Costa
Mutual Chemical Division, A.C.D.C.

Charles A. Baker
Penniman and Browne

CONTRIBUTORS

Robert S. Alexander
E. I. du Pont de Nemours & Co.

R. J. Allgeier
Fort Detrick

Louis W. Clark
Saint Joseph College

Basil W. Clarke
Crosse & Blackwell

Irving I. Cohen
Strasburger & Siegel

James W. Cole
Baltimore and Ohio RR

Raymond D. Daley
Esso Standard Oil Company

Walter H. DeCrette
Calvert Distilling Company

E. M. Glocker
Davison Chemical Company

H. Clifford Grant
Glenn L. Martin Company

Wilton C. Harden
Hynson, Westcott & Dunning

Keith H. Jacobson
Army Chemical Center

Louise Kelley
Goucher College

Walter H. Kuhl

McCormick and Company

Karl L. Lockwood

Western Maryland College

Sister Mary Louis

College of Notre Dame of Maryland

James M. Naughton

Olin Mathieson Chemical Corp.

William J. Schmitt

Woodstock College

Leroy H. Shuger

Baltimore Paint and Color Works

L. M. Soffer

Aberdeen Proving Ground

George H. Spaulding

Morgan State College

Herbert P. Strack

Lever Brothers Company

Theodore F. Strow

Armco Steel Company

Walter B. Tuemmler

Food Machinery and Chemical Company

Elinor Ware

Hood College

Mrs. Cornelia Williamson

Mutual Chemical Div., A.C.D.C.

Channing W. Wilson

Baltimore Gas and Electric Company

E. G. Vanden Bosche

University of Maryland

TABLE OF CONTENTS

	Page
The Twelfth Remsen Lecture	5
New Section Members	7
The Remsen Memorial Lecture, 1946-1957	9
Recent Meetings	10
Maryland Section News	13

COVER

This month's cover shows the scroll traditionally given to the Remsen lecturer.

THE TWELFTH REMSEN LECTURE

Date:

Monday, June 3, 8:30 P.M.

Place:

Shriver Hall, John Hopkins University

Speaker:

Dr. Melvin Calvin, Professor of Chemistry and Director, Bio-Organic Group, Radiation Laboratory, University of California.

Subject:

Following The Trail of Light



Abstract of the Address—


The early practitioners of what we call 'modern science' were, first of all, scientists before they were specialists. The increasing size and complexity of the body of scientific knowledge is resulting in a fragmentation and specialization such that any activity which overlaps even a small area of science today evokes special comment. The work that I want to describe for you briefly this evening is the result of such an activity. The availability of large amounts of carbon-14 as a result of the developments of nuclear physics, combined with some techniques of physical chemistry and organic chemistry, were applied to a fundamental biological problem.

The overall problem is that of determining the mechanism employed by autotrophic organisms, of which the green plants are the principal example, in converting solar energy into chemical potential in the form usually of carbohydrate and oxygen. The design of the experiment is straightforward, once the tracer isotope of carbon became available. The green plant is exposed to the marked carbon dioxide for limited periods of time, during which the carbon dioxide enters the plant and begins its travels through the metabolic system to become carbohydrate and other plant material. By stopping this process after suitable intervals and determining where the

marked carbon is to be found, it has been possible for us to construct a fairly complete map of the principal early stages by which carbon is transformed from a compound of low potential energy (CO_2) into compounds of higher chemical potential (carbohydrate and oxygen). The principal analytical method employed is that of paper chromatography, which depends upon the differential distribution of various compounds, usually between two liquid phases (or more). At this point, the compounds have to be identified and then their radioactive constitution determined. The variability of this pattern amongst organisms must also be examined in order to determine what is common and what is not.

From such data at these we were able to devise a sequence of reactions, which turned out to be a cycle, by which all autotrophic organisms absorb carbon dioxide and generate from it reduced carbon in the form of carbohydrate, fat, and protein. Now that the fundamental carbon incorporation scheme is known, we can begin to manipulate some of the subsequent reactions so as to determine the nature, or at least the amounts, of storage products in the plant. For example, we have succeeded in multiplying the rate of synthesis of sucrose in plants by factors of two or three with a judicious choice of chemical agents which could influence certain reactions and not others.

(Continued on page 6)



**High temperatures—
up to 450°C**

Six separately controlled heaters

**Takes flasks 10
to 100 ml**

Corrosion-resistant

Thomas — LABCONCO HIGH TEMPERATURE KJELDAHL DIGESTING APPARATUS

With six 200-watt heaters, each with separate rheostat control, pilot lamp and "on-off" switch, for completely independent operation at temperatures up to 450°C. Stainless steel housing is 19 $\frac{1}{8}$ inches long \times 7 $\frac{3}{8}$ inches deep \times 10 $\frac{1}{16}$ inches high to tops of heaters. Finish is corrosion resistant throughout. Fume duct is of Pyrex brand glass and in accordance with "Recommended Specifications for Microchemical Apparatus," A.C.S. Committee for the Standardization of Microchemical Apparatus; see *Analytical Chemistry*, Vol. 23, No. 3 (March, 1951), p. 524. Accommodates Kjeldahl flasks 10 ml, 30 ml or 100 ml capacity, making the apparatus suitable for micro or semimicro analysis.

Disc-shaped heaters embedded in refractory cement are spaced 3 inches from center to center on transite top and are separated from controls by a ventilated air chamber. Stainless steel heater tops have a 26 mm diameter opening to take 30 or 100 ml Kjeldahl flasks. Readily in-

sertable wire gauze discs are available for use in heater tops for supporting 10 ml Kjeldahl flasks or tubes less than 26 mm in diameter.

Control knobs and switches are insulated by a transite panel from the rheostats mounted in ventilated rear compartments. Fume duct, 516 mm long \times 51 mm outside diameter, has six openings 22 mm diameter for flask necks and drains through $\frac{1}{16}$ inch o.d. center outlet tube. Fume duct is supported by two slotted aluminum clamps attached to wing-shaped brackets at rear corners of housing. Flexible arrangement of clamps permits easy adjustment for flasks or test tubes up to 12 inches long at any desired angle.

7498-E. Kjeldahl Digesting Apparatus, Micro, Thomas-Labconco, Electric, as above described, with six independently controlled 200-watt heaters. Complete with six heater tops for 30 or 100 ml Kjeldahl flasks, fume duct of Pyrex brand glass, two clamps with locking bolts to support duct, and 4 ft., 3-wire connecting cord with 2-prong attachment plug cap and grounding tail. For use on 115 volts, a.c. or d.c. Maximum power consumption 1200 watts. 242.25

More detailed information sent upon request.



ARTHUR H. THOMAS COMPANY

More and more laboratories rely on Thomas / Laboratory Apparatus and Reagents

VINE ST. AT 3RD • PHILADELPHIA, PA.

(Continued from page 5)

However, the remaining problems of how the initially captured photon is first converted to chemical potential and how the oxygen atom of the water molecule finds its way into molecular oxygen are still very much in the dark. The methods which appear most promising for attack on these two problems involve again the cooperation of fundamental new concepts of physics, or chemistry and of biology. Problems such as these are being attacked with great success by teams of scientists consisting of men, each specializing in one or another of what today have grown to be quite distinct areas of knowledge and inquiry. In fact, such interdisciplinary teamwork is being recognized as an important feature of most scientific work today. One element in the success of such teams is the more or less rapid transformation of the originally highly specialized ideas into more general conceptions, followed by the wide dissemination of these more general conceptions throughout the entire scientific community. This process is probably accomplished in a number of ways. The first, and most obvious, is the mutual stimulation of men working together and by continuous informal discussions gradually evolving, in the group as a whole, new notions and new developments which could hardly be attached to any one individual in the group. This is in contrast to the situation which obtains in work which does not overlap very much into two or more present-day areas of science. Here, the new development is more or less easily attached or recognized as the 'brain child' of a single individual.

It is my feeling, however, that the synthesis of a really new conception which involves contributions from two or more distinct disciplines of science requires some sort of union in one mind of the pertinent aspects of the two disciplines. The more of the various aspects of science which this mind can and does truly encompass, the more likely is a new synthesis to be achieved. In order for this to take place, it is necessary that individuals be not afraid to undertake absorption of the knowledge in areas other than the one in which they were first trained. This must be followed by its active use, even to the point of original contribution, to specialized areas which would be considered definitely outside the region of his original scientific birthright. In this day, when the cry is for more scientists and engineers to man our increasingly complex environment, I would ask that the fundamental nature of scientific inquiry (the study of the nature of all things

around us and in us) be not overlooked. I do not speak of science for the sake of liberal education, which is a subject in its own right. I speak of active absorption of and participation in more than one of the present-day fields of science. Ultimately, we may thus create new classifications and expose new relationships.

In order to foster this, it seems to me our methods of educating scientists must be carefully examined. This education must be such as to enable the young scientist to explore deeply and well some particular area of natural phenomena. There is no substitute for this sort of concentrated activity and concentration of thought. However, it must be accompanied by the conviction that he is free to follow, and, in fact, has the duty to follow, the exploration of any natural phenomena into whatever area the light may lead him. In this way will the creation of new horizons overlapping existing subdivisions be encouraged. Without it, we will be limited to the classifications and subdivision of science developed during the 19th and early 20th centuries, and our thoughts, conceptions and even practical developments will be circumscribed by the very words and modes of expression which each subdivision of today tends to use.

The Speaker:

Dr. Calvin was born in St. Paul, Minnesota. He graduated from Michigan College of Mining and Technology at Houghton in 1931 and received the Ph.D. degree in 1935 from the University of Minnesota. In 1955 he was given the D.Sc. honorary degree from Michigan.

From 1935 to 1937 Dr. Calvin carried out post-doctoral research at the University of Manchester, England. He became an instructor at the University of California in 1937 where he received promotions to assistant professor and associate professor. Since 1946 he has been Director of the Bio-Organic Group at the Radiation Laboratory. In 1947 he became Professor of Chemistry.

Dr. Calvin has written three books and over two hundred papers in the fields of organic chemistry, physical-organic chemistry, biochemistry and photosynthesis. He is a member of numerous scientific societies including the American Chemical Society (councilor since 1944), British Chemical Society, National Academy of Sciences and Radiation Research Society.

Dr. Calvin has been the recipient of many honors. Among these are: Harrison Howe Lecturer, Rochester Section,

(Continued on page 7)

(Continued from page 6)

ACS, 1952; Flintoff Medal and Prize, British Chemical Society, 1953; Edgar Fahs Smith Memorial Lecturer, University of Pennsylvania and Philadelphia Section, ACS, 1955; Donegani Foundation Lecturer, Italian National Academy of Science, Rome, Italy, 1955; and the T. W. Richards Medal, Northeastern Section, ACS 1956.

DR. ALBERT L. LEHNINGER

Dr. Albert L. Lehninger, De Lamar Professor of Physiological Chemistry and Director of the Department, School of Medicine, Johns Hopkins University, will introduce Dr. Calvin.

Dr. Lehninger is a native of Connecticut. He graduated from Wesleyan College in 1939 and entered the University of Wisconsin for postgraduate study where in 1942 he received the Ph.D. degree. Dr. Lehninger taught physiological chemistry at Wisconsin, first as instructor and later as assistant professor. In 1945 he joined the faculty at the University of Chicago where he taught biochemistry, first as associate professor and later as professor.

He came to Johns Hopkins University in 1952.

In 1951 Dr. Lehninger was an exchange professor at Frankfurt University, Germany, and during 1951-52 he was a Guggenheim fellow and Fulbright scholar at Cambridge University. He was with the Office of Scientific Research and Development in 1944. Dr. Lehninger received the Paul-Lewis Award in Biochemistry in 1948.

Dinner:

The lecture will be preceded by a reception and dinner in honor of Dr. Calvin which will be held at the Johns Hopkins Club on the Homewood Campus at 6:30 P.M. (D.S.T.) and will be open to members of the Maryland Section and their guests. Formal dress is optional. Since space in the dining room is limited, only the first fifty reservations can be accepted. Reservations should be made by Monday, May 27, with Dr. Raymond M. Burgison, University of Maryland, School of Medicine, 29 South Greene St., Baltimore 1, Md., telephone PLaza 2-1100, and must be accompanied by a remittance of \$3.25 for each dinner.

NEW SECTION MEMBERS

New Members

Donald R. Hall	Aberdeen Proving Grounds, Md.
Robert J. Peterson	Fort Detrick, Md.
Louis J. Sellmayer	Fine Organic Chemicals Division Food Machinery and Chemical Corp. Graduate School University of Maryland
Robert H. Weaver	

Transfers

Fred C. Blanck	Retired	From Pittsburgh
Ralph Seefeld	Army Chemical Center, Maryland	Seattle, Wash.
2nd Lt. Robert D. Stollow	Operations Research Group Army Chemical Center, Md.	Northern Alabama
Pvt. Freeman Young	Fort Detrick, Md.	Minnesota

Consulting Chemists

Research Chemists

American BioChemical Laboratory, Inc.

Dr. S. L. Goldheim, Director

Research - Development - Analysis
Plant Surveys - Tests - Quality Control

FOSTER D. SNELL, INC.

Baltimore Laboratories

Crippen & Erlich Laboratories, Inc.

1138 E. North Avenue

Baltimore 2, Md. Phone BELmont 5-6350

1113 North Rolling Road
Baltimore 28, Md.
RIdgeway 7-4928



YOUR PLANTS WILL FLOURISH... WITH

Nurish

NURISH is the amazing new plant food concentrate in the convenient powder form. It is completely dissolved in water and may be poured, sprinkled or sprayed on growing plants.

Plants, vegetables, flowers, etc., can take food only one way—by drinking it through the roots and through the leaves. NURISH gives your plants a balanced liquid diet of essential major and minor nutrients which can be absorbed *instantly* for quicker, fuller, more healthy growth.

For bigger, healthier plants use NURISH! Available in convenient to use 1 lb. packages.

Progress Through Chemistry

DAVISON CHEMICAL COMPANY
Division of W. R. Grace & Co.
Baltimore 3, Maryland

You can receive a folder giving all the information about NURISH as well as a plant feeding guide by writing or calling, Davison Chemical Company, Division of W. R. Grace & Co. Mixed Fertilizer Division, Department G, 101 North Charles Street, Baltimore 3, Maryland.



THE REMSEN MEMORIAL LECTURE, 1946 - 1957

In May, 1946, the Maryland Section of the American Chemical Society inaugurated a series of annual lectures in honor of Ira Remsen, first Professor of Chemistry and second President of The Johns Hopkins University. The first Remsen Memorial Lecture was part of the centennial celebration of Remsen's birth. It was the intention of the Maryland Section that Remsen Memorial Lecturers should be chemists of outstanding ability, as exemplified by Ira Remsen's long and devoted career as an exponent of the highest standards in teaching and research in chemistry. That the intentions of the Section have been fulfilled is attested by the great honor and esteem that have become associated with the receipt of the Remsen Memorial Lectureship.

Ira Remsen was born in New York City on February 10, 1846. He studied at the Free Academy—now the College of The City of New York—and later earned his M.D. at the Columbia College of Physicians and Surgeons in 1867. Remsen's interest in chemistry eclipsed his interest in medicine, however, and in the same year he went to Germany to study chemistry and prepare for a career in chemical research. During his five year stay in Germany, he worked under Volhard at Munich and Fittig at Göttingen, earning his Ph.D. from the latter institution in 1870. After two years post-doctoral work with Fittig, he returned to the United States in 1872. He served as Professor of Chemistry and Physics at Williams College, Williamstown, Massachusetts, until 1876, when he accepted the chair of chemistry at the newly-founded Johns Hopkins University. He filled this position with distinction for twenty five years, until 1901, when he succeeded Dr. Gilman as President of the University. Dr. Remsen served as President until his retirement in 1913. During his long and active career a steady stream of papers and articles emanated from his laboratory, and no less than 156 papers, mostly in organic chemistry, appeared under his name. He also wrote eight textbooks which were widely used and went through many editions in English and many foreign translations. Hundreds of Remsen's students went forth to become leaders in research and teaching and to pass on to later generations the inspiration imparted to them by their great teacher. It has been said that as a teacher, research worker, and writer, Remsen is more directly responsible for the development of chemistry in the United States than any other man. Until his death in 1927, Dr. Remsen remained keenly interested in chemistry, and he served at various times as President of the American Chemical Society, the

American Association for the Advancement of Science and the National Academy of Sciences. Numerous honorary degrees and awards were bestowed upon him during his long and illustrious career.

The Remsen Memorial Lecture, delivered each spring, is the highlight of the year's activities for the Maryland Section. The Remsen Lecturer is chosen by a special committee who meet early in the year to consider possible candidates for the honor. A reception and dinner in honor of the recipient of the award is held at the Johns Hopkins Club and is attended by Officials of The Johns Hopkins University, the American Chemical Society and many members of the Maryland Section. The Lecturer is introduced by a distinguished colleague, and after his address, he is presented with the engraved Remsen Memorial Scroll and an honorarium from the chemists of the Maryland Section.

The following is a list of past Remsen Memorial Lecturers and the titles of their talks:

- 1946—Prof. Roger Adams, University of Illinois
"Chemical Research in the War and Postwar Period"
- 1947—Prof. Samuel C. Lind, University of Minnesota
"Fifty Years of Atomic Research"
- 1948—Prof. Emeritus Elmer V. McCollum, The Johns Hopkins University
"Vitamins and Public Health"
- 1949—Prof. Joel H. Hildebrand, University of California
"A Philosophy of Teaching"
- 1950—Dr. Edward C. Kendall, The Mayo Foundation
"Studies Related to the Adrenal Cortex"

(Continued on page 10)

(Continued from page 9)

1951—Prof. Hugh S. Taylor, Princeton University

"Solid State Physics and Catalysis"

1952—Prof. W. Mansfield Clark, The Johns Hopkins University

"Some Reflections on the Coupling of Chemical Processes and Biochemical Implications"

1933—Prof. Edward L. Tatum, Stanford University

"Contribution of Biochemical Genetics and Microorganisms to Biochemistry"

1954—Prof. Vincent du Vigneaud, Cornell University

"The Hormones of the Posterior Pituitary Gland"

1955—Dr. Willard F. Libby, U.S. Atomic Energy Commission

"Tritium in Nature"

1956—Prof. Farrington Daniels, University of Wisconsin

"Solar Energy Utilization"

From the above list it can be seen that the high standards of the original Remsen Memorial Lecture Committee have been consistently adhered to and the men chosen over the years for the award have been among the outstanding leaders in American chemistry.

In choosing Professor Calvin as the 1957 Remsen Memorial Lecturer, the Maryland Section of the American Chemical Society has continued the noble tradition of selecting men whose devotion to teaching or research follow the outstanding example set by Ira Remsen in his life-long devotion to the discovery and dissemination of chemical knowledge.

Raymond M. Burgison

Raymond M. Burgison

RESEARCH, ANALYSIS CONSULTATION

Toxicology, Pharmacology, Bacteriology, Biochemistry, Chemistry, Nutrition, Radiochemistry

New Price Schedule Available

SCIENTIFIC ASSOCIATES

3755 Forest Park Avenue
St. Louis 8, Missouri
JEfferson 1-5922

LAB. NOTEBOOKS

For Patent Protection
and Regular Lab. Work

STOCK BOOK —
50 PAGES IN DUPLICATE

Scientific Bindery Productions

608 So. Dearborn St.

Chicago 5, Ill.

Recent Meetings

The February meeting of the Maryland Section of the American Chemical Society was held February 15 in Remsen Hall, The Johns Hopkins University. The speaker was Dr. Alfred Burger of the University of Virginia, who addressed the Section on "The Present State of the Chemotherapy of Neoplastic Diseases." In a field chemically as obscure as cancer, the most rational approach for chemotherapy is to influence some of the small but significant biochemical differences between communal and neoplastic cells. The lecture discussed the biochemically-based line of chemotherapeutic research. Some very interesting speculation about new angles of approach was presented.

The meeting was preceded by a dinner in honor of Dr. Burger at the Johns Hopkins Club.

The customary social hour followed the meeting. The attendance at the dinner was 17, and at the meeting was 62.

CORRECTION

Carl Webster was erroneously reported in February to have joined Olin Mathieson Chemical Corporation. He is with the Baltimore and Ohio Railroad Company and engaged in research and development on industrial cleaners and sanitizers.

Strasburger & Siegel, Inc.



Chemists, Bacteriologists, Consultants

Expert Testimony

1403 Eutaw Place

Baltimore 17, Maryland

Established 1926

AR's  

UNIFORMITY

... a quality manufactured at Mallinckrodt

UNIFORMITY in methods and manufacturing

Creating analytical reagents of *uniform purity* is the result of careful selection of raw materials, controlled manufacturing methods and years of experience. To this Mallinckrodt adds high standards of testing.

UNIFORMITY on the shelf with **STORMORs**

STORMOR bottles fit safely in your hand. They save space on the shelf and the labels always face front. Only Mallinckrodt packages analytical reagents in **STORMORs**.

UNIFORMITY on the label

AR labels are designed to be read at a glance. Precautionary statements (when necessary) are on the left panel of the label. Purity information is always on the right panel of the label.

Only after careful testing by skilled analysts are Mallinckrodt analytical reagents approved and released by our laboratory

MALLINCKRODT ANALYTICAL LABORATORY
OK

The label you can trust

MERCURIC CHLORIDE (GRANULAR) HgCl₂ ANALYTICAL REAGENT

AR

OVER 400 AR's AVAILABLE

ALWAYS INSIST ON  **AR's in STORMORs**

CALL YOUR DISTRIBUTOR YOUR SOURCE OF GOOD SERVICE

Mallinckrodt Chemical Works

SECOND & MALLINCKRODT STREETS, ST. LOUIS 7, MO. • 72 GOLD STREET, NEW YORK 8, N. Y.
CHICAGO • CINCINNATI • CLEVELAND • DETROIT • LOS ANGELES • PHILADELPHIA • SAN FRANCISCO
IN CANADA, MALLINCKRODT CHEMICAL WORKS LIMITED • MONTREAL • TORONTO

AR's ARE DISTRIBUTED BY...

FISHER SCIENTIFIC CO.
Silver Spring

PHIPPS & BIRD, INC.
Richmond

HENRY B. GILPIN COMPANY, INC.
Baltimore



—look to **FISHER**
for **IMMEDIATE**
SERVICE

in **BALTIMORE**
and surrounding areas

Need something for your laboratory in a hurry?
Do two things:

1. Consult your Fisher Catalog or Chemical Index for your requirements.
2. Pick up your telephone and call the number listed below.

Here, trained Fisher specialists are waiting to serve you. They are in direct communication with Fisher stocks, America's most complete stocks of laboratory instruments, apparatus, furniture and reagent chemicals.

Next time — try Fisher first.



SAratoga 7-8754



FISHER SCIENTIFIC

America's Largest Manufacturer-Distributor of Laboratory Appliances & Reagent Chemicals

7722 Woodbury Dr., Silver Spring, Md.

M-8

MARYLAND SECTION NEWS



INDUSTRIAL

DAVISON CHEMICAL COMPANY

A new Davison Chemical Research Laboratory is nearing completion approximately midway between Baltimore and Washington on Route 32, 2½ miles southeast of Clarksville in Howard County. The modern three-story, fire-proof, steel and brick, air-conditioned building is situated on a wooded knoll in a 148 acre tract. The site has been chosen to provide accessibility to downtown Baltimore, to Davison's Curtis Bay plant, and to desirable residential areas.

Versatility has been the keynote in the planning of the laboratory in order to provide for a wide range of chemical research. Analytical facilities include X-ray diffraction equipment, an emission spectrograph, a mass spectrometer, and an electron microscope. The value of these and other instruments is about \$200,000. In addition to laboratories there are administration offices, a library with provision for ten thousand volumes, and a cafeteria.

Davison's Research and Development staff, presently located at Curtis Bay, has increased several fold in recent years, and will nearly fill the new building.

WESTINGHOUSE AIR ARM DIVISION

F. T. Parr, chemist in the Materials and Process Group, recently presented a paper at the First Technical Forum of the Society of Plastics Engineers held at the Naval Ordnance Lab, White Oaks, Maryland. The paper discussed the use of silicone rubber resins and laminates as electrical insulation at temperatures ranging from 200°C to 300°C.

Arthur L. Barry, Jr. who holds a B.S. in Chemical Engineering from Catholic University, Washington, D. C., has recently joined the Materials and Process group. Art comes to us from the U.S. Rubber Company, Naugatuck, Connecticut, where he was employed as a development chemist on sponge rubber products and rubber footwear. At Air Arm, he will be responsible for problems dealing with adhesives, silicone rubber, natural and synthetic rubber.

ARMCO STEEL CORPORATION

George E. Linnert, head of the welding group at the Armco Research Laboratories, was a principal speaker at sessions of the American Welding Society during the 10th Western Metal Congress which was held recently in Los Angeles. Mr. Linnert spoke on welding problems in Precipitation Hardened Stainless Steels. PH Stainless Steels, an Armco developed alloy, have found a variety of applications—from carpenter handsaws to supersonic aircraft and missiles.

CRIPPEN & ERLICH LABS., INC.

Subsidiary of Foster D. Snell, Inc.

Raymond C. Crippen, Director of Crippen & Erlich Labs., Inc., was recently elected vice president of the Maryland Section of the American Institute of chemists. Father Hauber, of Loyola College, was elected president and Miss Dorothy Rice was elected secretary-treasurer.

The Crippen & Erlich Labs., Inc., announce the acquisition of a 1.5 meter grating spectrograph complete with the spectrographic laboratory and dark room. The instrument is being calibrated for both ferrous metals and non-ferrous metals. A complete set of standards was obtained with the instrument. The instrument is also being calibrated for use with various rare earths and rare metals. The laboratory will supplement its usual work in metals with this new instrument. Graduate spectrographers will assist on the instrument.

AMERICAN BIO-CHEMICAL LABORATORY

American Bio-Chemical Laboratory announces that Mr. J. J. Broening has joined its staff and will head its Industrial Testing Service division. Mr. Broening brings to this organization a wealth of diversified experience which will permit its further expansion along the lines of metals assays, insecticide testing and general inorganic analyses.

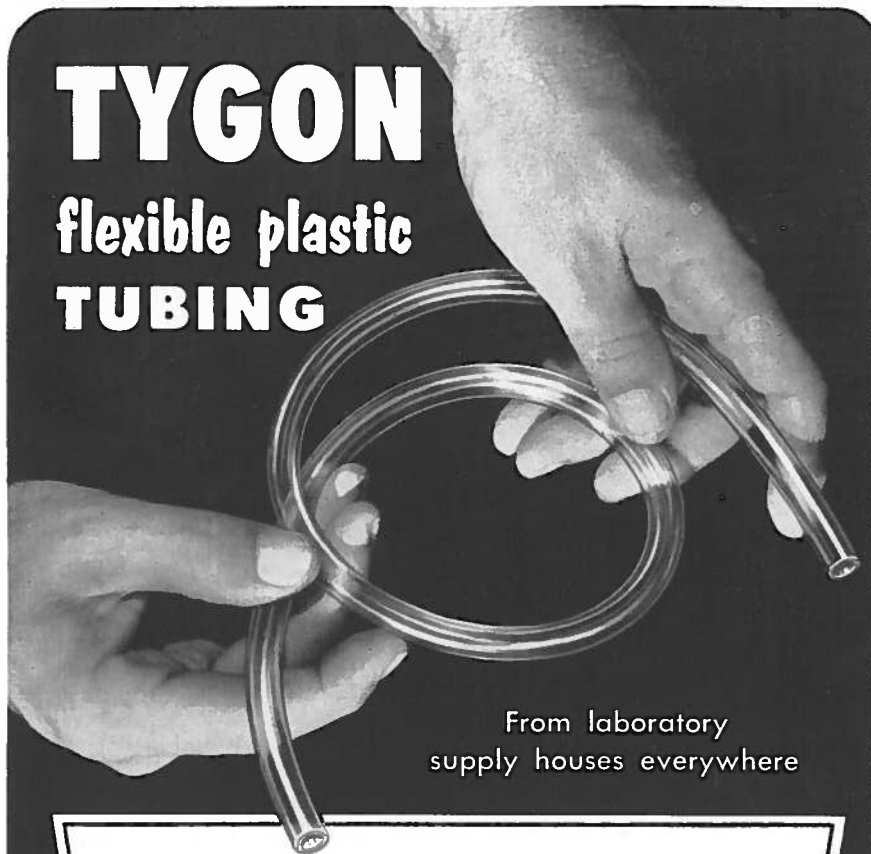
**Penniman &
Crowne, Inc.**
Chemists • Engineers • Inspectors

341 St. Paul Pl., Baltimore 2, Md. • MUberry 5-5811

Member, American Council of Independent Laboratories

TYGON

flexible plastic TUBING



From laboratory
supply houses everywhere

- ✓ *Handles every laboratory application*
- ✓ *Glass-like transparency for visual control*
- ✓ *String-like flexibility for easy handling*
- ✓ *First choice of laboratories the world over*

PLASTICS AND
SYNTHETICS
DIVISION

U. S. STONWARE

AKRON 9, OHIO

390-E

Supplying the Nation's Laboratories from Coast to Coast

HARSHAW SCIENTIFIC Spotlights pH Meters

Including two NEW Beckman meters. The "Zeromatic" line operated "push button" pH meter and the "Pocket" pH meter. The Zeromatic provides Easier, Faster, Routine pH measurements; greater versatility, accuracy, reproducibility. The pocket model which is only 6" x 3" x 2" and utilizes a combination glass and reference electrode offers the maximum in portability and convenience.

Space permits only a brief description. We welcome your requests for more detailed information.

H-29604



Beckman Pocket pH meter, battery operated. ± 2 6" x 3" x 2" deep. Light weight with unique combination glass and reference electrode which permits holding meter in one hand while taking readings, leaving the other hand free for recording \$95.00

H-28900—Beckman Model G pH meter, battery operated. Designed for highest precision and versatility in pH studies, oxidation-reduction potential measurements and titrations with accuracy and reproducibility to ± 0.02 pH. \$445.00

H-29602—Beckman Model N-2 pH meter. A compact, battery operated meter in carrying case designed especially for portability. Ideal for field use. Range 0-14 pH. Case has compartment for electrodes, beaker and solutions . . . 335.00

H-28915



Beckman Zeromatic pH meter, line operated. Simply push button and take pH or millivolt reading. Drift free, no warm-up time, line voltage compensation, continuous 0-14 pH scale. Outlets provided for recorder, polarizing current, etc. \$275.00

H-29601—Beckman Model N-1 pH meter, battery operated. Range 0-14 pH. Temperature compensator covers 0-100° C. Rapid measurements to 0.1pH and with careful technique to 0.03 pH. . \$290.00

H-28901—Beckman Model GS pH meter, battery operated. For special pH problems and applications requiring extreme precision. This ultra-sensitive instrument is accurate to 0.0025 pH. The meter is a modified model G, which provides 20 times the sensitivity of standard null-meter measuring circuits. Utilizes same electrodes as model G . . \$595.00

Service facilities and complete electrode stocks are maintained at all Harshaw Scientific Branches



HARSHAW SCIENTIFIC

Division of the Harshaw Chemical Co. • Cleveland 6, Ohio


Sales Branches and Warehouses
Cleveland 6, Ohio, 1945 East 97th St. Houston 11, Texas, 6022 Supply Row
Cincinnati 13, Ohio, 6265 Wiehe Road Los Angeles 22, Calif., 3237 S. Garfield Ave.
Detroit 28, Mich., 9240 Hubbell Ave. Philadelphia 48, Pa., Jackson & Swanson Sts.
Sales Offices: Baton Rouge, La. • Buffalo 2, N. Y. • Pittsburgh 22, Pa. • Oakland 11, Calif.

The Chesapeake Chemist
6 West Fayette Street
Baltimore 1, Maryland

Bulk Rate
U. S. Postage
Paid
U.S. Postage
Baltimore, Md.
Permit No. 2917

Specialists in  Scientific Supply

DIRECTED AIR FLOW FOR **FASTER** UNIFORM HEATING



**BLUE M
STABIL-THERM[®]
RECIRCULATING
VERTICAL AIR FLOW
OVENS**

Better Results For Less Money
WHY? New directed vertical air flow; turbo blower — powerful motor produces stable uniform temperatures equal to conventional ovens costing many times more.

GUARANTEED 1 YEAR

NEW DESIGN—FOR NEW EASE OF OPERATION
Quality Construction—outstanding performance—for analytical laboratory and general chemical processes or production.

- Automatic Trigger Control Response Sensitivity $\pm 1/2^\circ\text{C}$.
- 19" W. x 15" D. x 18" H. I.D.
- Wattage Selection to Save Power
- 100° to 500° F. Range
- Double Wall Design
- Full 3" Fiberglass Insulation
- Stainless Interior, 18-8

WILL NO. 20786T
Enameled Exterior
1600 Watts
115 V. or
230 V./
1ph./50-
60C. A.C. **\$325⁰⁰**
Available also with Stainless Exterior as well as Interior for \$95.00 additional.

OTHER MODELS AVAILABLE WITH INDICATING AND CONTROLLING THERMOSTAT For Temperature Range From 38°C. to 343°C. (650°F.)

Write for further specifications.

Will CORPORATION of MD.

Specialists in  Scientific Supply

5-31 N. HAVEN ST., BALTIMORE 24, MD.

Telephone Dickens 2-4850

American Chemical Society MARYLAND SECTION

If you plan to attend the
RECEPTION AND DINNER IN HONOR OF DR. CALVIN
preceding the

REMSEN MEMORIAL LECTURE

Please sign this card and indicate the number of plates to be reserved in your name.

Mail card and check to: Dr. Raymond M. Burgison
University of Md., School of Medicine
29 S. Greene Street, Baltimore 1, Md.
before May 27, 1957.

Name

.....
Please reserve.....plates at \$3.25 each. Amount enclosed \$.....
Make check payable to: Maryland Section, ACS. The price includes gratuities.